


Royal Mail Mailmark®

Quick Guide: Mailmark™ Barcode Options



Royal Mail Mailmark®

Quick Guide: 2D Mailmark™ Barcode



2D Mailmark™ Barcode

2D Mailmark™ barcodes have spare space for customers and/or Mailing Houses to place information. Every mailpiece against an eManifest has to have the same Supply Chain ID (SCID).

This information could be used to manage print operations, organise mail opening and scanning operations, assist in returns and goneaway management, identify items as part of specific campaigns, or provide opportunities for customers to scan the barcode with smartphones.

Options



24x24 modules
Type 7



32x32 modules
Type 9



16x48 modules
Type 29

General

'Module' = square elements which make up the code
Mailmark™ barcodes are Complex Mail Data Matrices (CMDM) - Type ECC200 code

- Complies with ISO/IEC 16022
- Version ISO spec = ISO/IEC16022.2006
- Module size range = 0.50mm – 0.70mm

Differentiated from other 2D CMDM codes by the defined string of 6 characters in the first part of the code.

If there are two Mailmark™ barcodes on an item, the 'consolidator' code will be given preference.


Location on mailpiece and design

1. Not within 15mm of the short edges
2. Not within 18mm of the long edge furthest from indicia
3. Not within 'tag' code mark
4. Not within 'route' code mark
5. Clear zone of at least 4x module size
6. Can be horizontal or vertical but must be parallel to edge of mailpiece.

Refer to User Guide chapter 'Machine readable Letters and Large Letters Mailmark™ version'.

Royal Mail Mailmark®

Quick Guide: 2D Mailmark™ Barcode



2D Mailmark™ Barcode Options/Content:



Type 7 Mailmark™

(content = 51)

1. UPU country ID (4)
2. Info type ID (1)
3. Version ID (1)
4. Format (1)
5. Class (1)
6. SCID (7 – numeric only)
7. Item ID (8 – numeric only)
8. Destination Postcode and Delivery Point Suffix (DPS) (9)
9. Return to Sender (RTS) Flag (1)
10. RTS Postcode (7)
11. Reserved for Royal Mail (6)
12. Spare for customer and/or Mailing House use (6)



Type 9 Mailmark™

(content = 90)

1. UPU country ID (4)
2. Info type ID (1)
3. Version ID (1)
4. Format (1)
5. Class (1)
6. SCID (7 – numeric only)
7. Item ID (8 – numeric only)
8. Destination Postcode and DPS (9)
9. RTS Flag (1)
10. RTS Postcode (7)
11. Reserved for Royal Mail (6)
12. Spare for customer and/or Mailing House use (45)




Type 29 Mailmark™

(content = 70)

1. UPU country ID (4)
2. Info type ID (1)
3. Version ID (1)
4. Format (1)
5. Class (1)
6. SCID (7 – numeric only)
7. Item ID (8 – numeric only)
8. Destination Postcode and DPS (9)
9. RTS Flag (1)
10. RTS Postcode (7)
11. Reserved for Royal Mail (6)
12. Spare for customer and/or Mailing House use (25)

Royal Mail Mailmark®

Quick Guide: 4-state Mailmark™ Barcode



4-State Mailmark™ Barcode

A consolidator is regarded as performing all parts of the supply chain, as mail will actually be produced by lots of different organisations and there will be many mail originators, but every mailpiece against an eManifest has to have the same Supply Chain ID (SCID).

So if a mailpiece carries two Mailmark™ barcodes we will ignore any that isn't a consolidator barcode, as we won't have had an eManifest for it.

General

- 4-state C = variable content 66 bars
- 4-state L = variable content 78 bars

Contrast 4-state barcode

Location on mailpiece and design

1. Not within 15mm of the short edges
2. Not within 18mm of the long edge furthest from indicia
3. Not within 'tag' code clear zone
4. Not within 'route' code clear zone
5. Clear zone of at least 2mm around the Mailmark™ barcode.

Refer to User Guide chapter 'Machine readable Letters and Large Letters Mailmark™ version'.

Options/Content:

Common Data in a 4-state Mailmark™ barcode

- | | | |
|-----------------------|--------------------|--|
| 1. Info type ID (1) N | 4. Class (1)* | 7. Destination Postcode and Delivery Point Suffix (DPS) (9) AN |
| 2. Version ID (1) N | 5. SCID (2 or 6) N | |
| 3. Format (1) N | 6. Item ID (8) N | |

*Class = numeric and alphas A-E only

4-state Mailmark™ barcode C



- | | |
|-------------------|-------------------------------------|
| 1. Format (1) | 4. SCID (2) |
| 2. Version ID (1) | 5. Item ID (8) |
| 3. Class (1) | 6. Destination Postcode and DPS (9) |

Total content = 22

4-state Mailmark™ barcode L




- | | |
|-------------------|-------------------------------------|
| 1. Format (1) | 4. SCID (6) |
| 2. Version ID (1) | 5. Item ID (8) |
| 3. Class (1) | 6. Destination Postcode and DPS (9) |

Total content = 26

Royal Mail Mailmark®

Quick Guide: Contact Details



For more information about Royal Mail Mailmark® visit:

www.royalmail.com/mailmark

or email:

mailmark@royalmail.com